

SUBMITTAL: AAF RECESSED FLOOR DOOR

Model AAF is a fully recessed aluminum floor door to be installed flush with the surrounding floor surface.

Frame: 3/16" extruded aluminum. Mill finish.

Door: Reinforced 1/4" diamond aluminum plate. Mill finish.

Hardware: Stainless steel hinges are bolted to the door and frame to minimize galvanic corrosion. All fasteners are tamperproof stainless steel bolts. Stainless steel slam locks, gas assist opener, hold open arm.

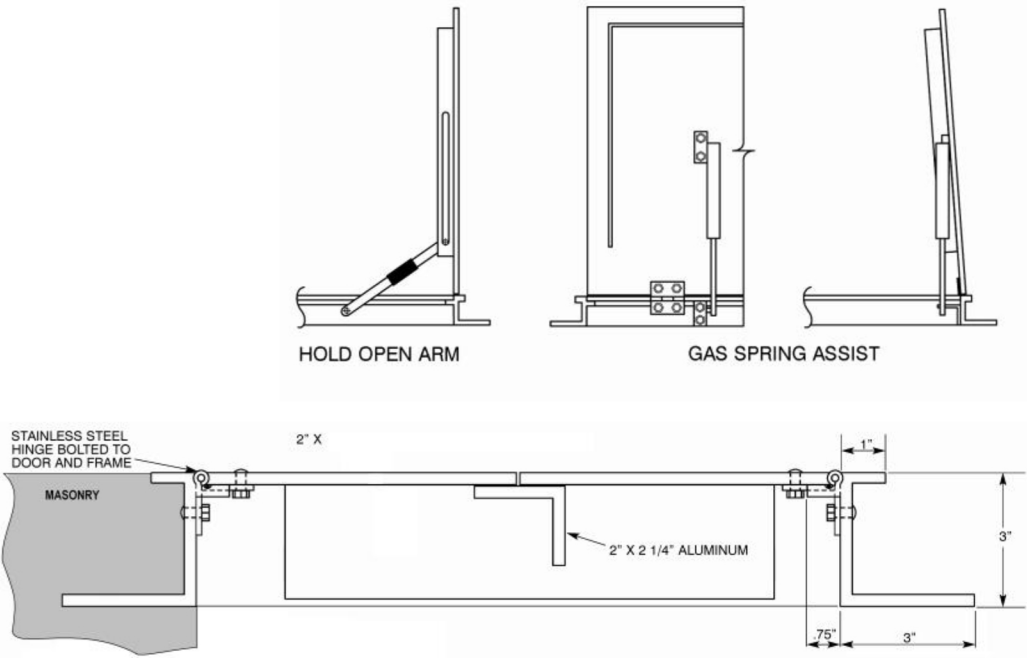
Finish: Mill with bituminous coating below grade.

Load: 300 lbs./ft.<sup>2</sup>

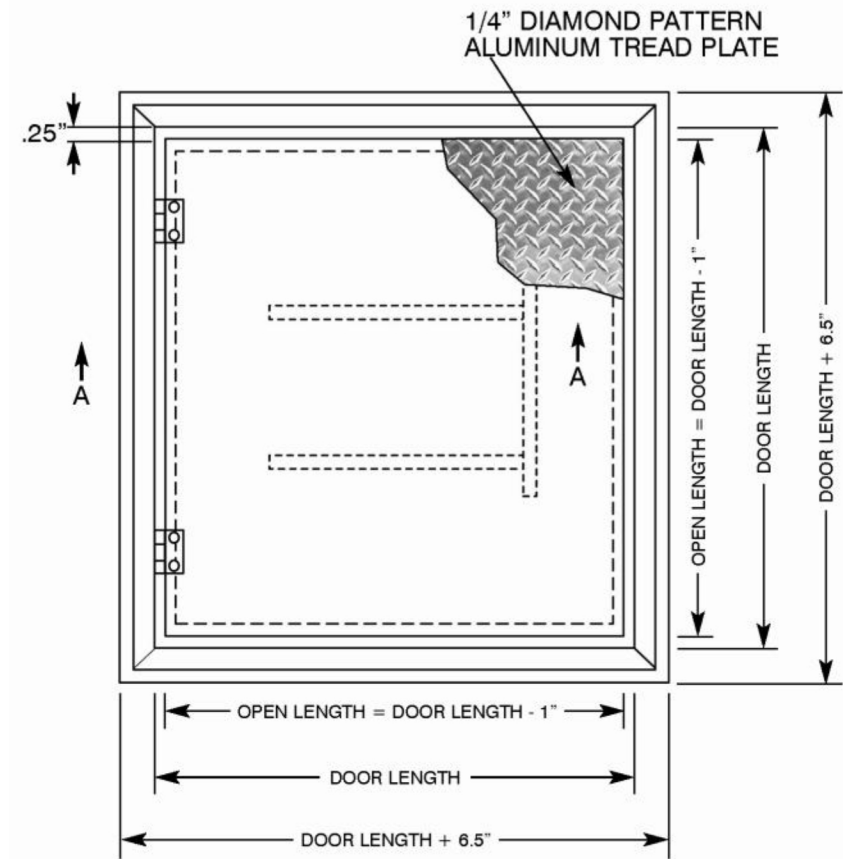
Sizes: We can fabricate to any size requirement.



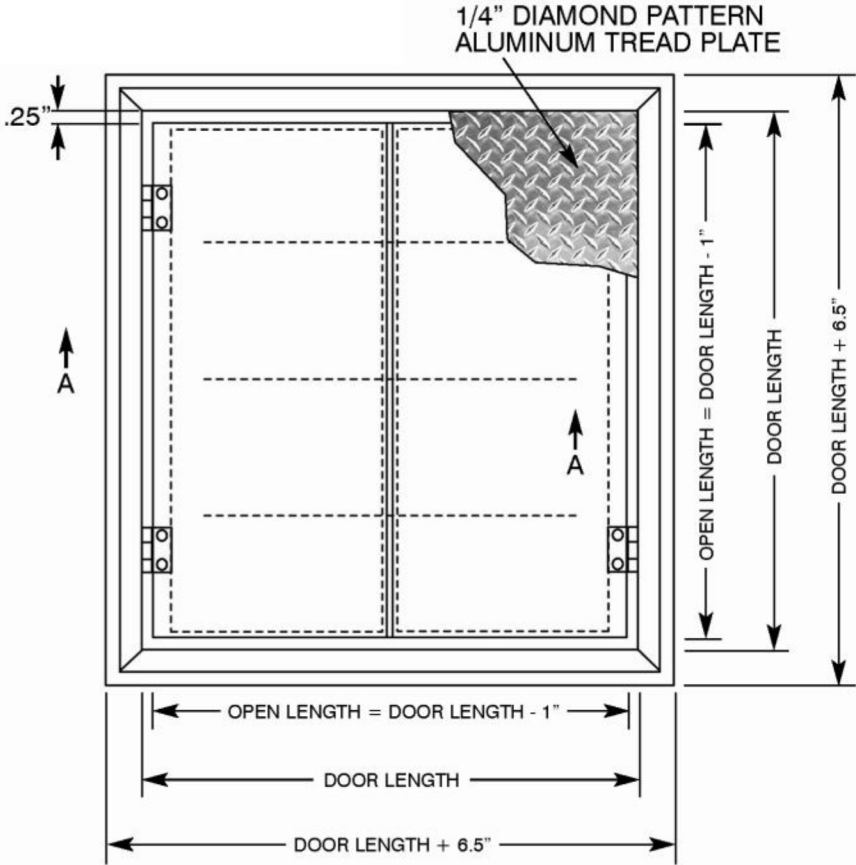
QTY	MODEL	DOORS	CLEAR OPENING	WEIGHT
	AAF-2424S	Single	23 x 23" "	60 lbs.
	AAF-2436S	Single	23 x 35" "	76 lbs.
	AAF-3030S	Single	29 x 29" "	81 lbs.
	AAF-3036S	Single	29 x 35" "	92 lbs.
	AAF-3636S	Single	35 x 35" "	100 lbs.
	AAF-3048S	Single	29 x 47" "	115 lbs.
	AAF-3648S	Single	35 x 47" "	118 lbs.
	AAF-4242S	Single	41 x 41" "	120 lbs.
	AAF-4848D	Double	47 x 47" "	154 lbs.
	AAF-4860D	Double	47 x 59" "	173 lbs.
	AAF-4872D	Double	47 x 71" "	208 lbs.
	AAF-6060D	Double	59 x 59" "	215 lbs.



SUBMITTAL: AGF RECESSED FLOOR DOOR



SINGLE DOOR



DOUBLE DOOR

