


FIRE HOSE AND VALVE CABINETS

HC1823 and HC2831 SERIES


The HC1823 and HC2831 Series provide an alternative method of housing 1½" fire hose and a fire extinguisher. The Underwriter's Hose Clip eliminates the need for a semi-automatic hose rack. The folded hose is supported by heavy gauge metal brackets.

TO SPECIFY THE HC1823 and HC2831 SERIES:

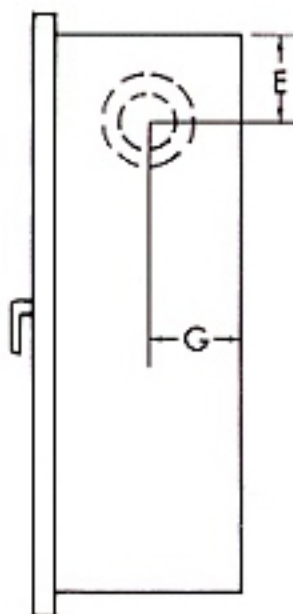
- Insert, after "HC," the appropriate prefix for the trim and door material. If STEEL - Use S.
If ALUMINUM - Use AL.
If STAINLESS STEEL - Use SS.
If BRASS - Use B.
If BRONZE - Use BZ.
- Select the required model number from the table below.
- Select the door style from the illustrations.



HC1823



HC2831



DIMENSIONS							
Model Number	Trim Style and Projection	Inside Box Dimensions* H x W x D	Outside Trim Dimensions H x W***	Rough Opening H x W x D	Knockout Locations** E F G		
HC1823-R	Rec. 5/16	23 x 18 x 8	26½ x 21½	24 x 19 x 8¼	4"	4"	
FS HC1823-R	Rec. 5/16	23 x 18 x 8	26½ x 21½	25 ^{1/8} x 20 ^{1/8} x 9 ^{1/8}	--		
HC1823-RK	Semi-Rec. 1¼	23 x 18 x 8	26½ x 21½	24 x 19 x 7¼	4"	4"	
FS HC1823-RK	Semi-Rec. 1¼	23 x 18 x 8	26½ x 21½	25 ^{1/8} x 20 ^{1/8} x 8 ^{1/8}	--		
HC1823-RL	Semi-Rec. 2½	23 x 18 x 8	26½ x 21½	24 x 19 x 6	4"	4"	
FS HC1823-RL	Semi-Rec. 2½	23 x 18 x 8	26½ x 21½	25 ^{1/8} x 20 ^{1/8} x 7	--		
HC1823-RT	Trimless	23 x 18 x 8	--	--x --x8½†	4"	4"	
HC1823-SM	Surface Mtd.	26½ x 21½ x 8½	26½ x 21½	--	--		
HC2831-R	Rec. 5/16	31 x 28 x 8	34½ x 31½	32 x 29 x 8¼	4"	4"	
FS HC2831-R	Rec. 5/16	31 x 28 x 8	34½ x 31½	33 ^{1/8} x 30 ^{1/8} x 9 ^{1/8}	--		
HC2831-RK	Semi-Rec. 1¼	31 x 28 x 8	34½ x 31½	32 x 29 x 7¼	4"	4"	4"
FS HC2831-RK	Semi-Rec. 1¼	31 x 28 x 8	34½ x 31½	33 ^{1/8} x 30 ^{1/8} x 8 ^{1/8}	--		
HC2831-RL	Semi-Rec. 2½	31 x 28 x 8	34½ x 31½	32 x 29 x 6	4"	4"	
FS HC2831-RL	Semi-Rec. 2½	31 x 28 x 8	34½ x 31½	33 ^{1/8} x 30 ^{1/8} x 7	--		
HC2831-RT	Trimless	31 x 28 x 8	--	--x --x8½†	4"	4"	
HC2831-SM	Surface Mtd.	34½ x 31½ x 8½	34½ x 31½	--	--		

* All Hose Cabinets are available with 6" deep box, at no charge, if specified.
** No knockouts are provided for surface-mounted cabinets unless specified.
† Trimless cabinets must be installed before the drywall. Plaster stop must be behind the drywall. Trimless are not recommended for block wall installation.
*** Deduct ¾ from H x W Dimensions for Cabinets with Aluminum Door & Trim. This does not apply to "FS" fire-rated option.
NOTE: "FS" models denote Larsen's "Flame-Shield" fire-rated cabinets. When specifying Larsen's "Flame-Shield" fire-rated cabinet option for the HC1823 and HC2831 Series, refer to the dimension chart below and select the models with an "FS" prefix. No knock-outs are provided with fire-rated cabinets. Pipe holes must be drilled by installer and complete instructions are supplied with each fire-rated valve cabinet. For complete details of the "Flame-Shield" option.

DESIGNER LINE DOOR STYLE OPTIONS - GEMINI



GHCS 2434-R
Red Door with White
Horizontal Lettering



GHCS 3234-R
White Door with Black
Vertical Letters



DD GHCS 3234-R
Two Red Doors with
White Vertical Letters



GVCS 4016-R
Black Door
with White Letters

Larsen's GEMINI SERIES extinguisher cabinet design, as outlined in detail on Fire Extinguisher Cabinets Gemini Series, is also available as a separate and complete door style option for all firehose and valve cabinets. The standard door material is ¼" thick smooth or textured acrylic. Please refer to Fire Extinguisher Cabinets Gemini Series for the complete range of options for door designs and door and lettering colors. The Larsen-Loc feature is available with all door styles, except the double door.

To specify the GEMINI fire hose or valve cabinet, add the prefix "G" to the appropriate cabinet model number, and include a description of the desired door design and door and lettering colors. Please consult the factory for any further information or assistance which the specific nature of your project may require.

CAMEO

Larsen's CAMEO Series extinguisher cabinet design, as outlined in detail on Fire Extinguisher Cabinets Cameo Series, can also be attractively combined with certain selected fire hose cabinet models. The appropriate cabinet groups for such an application consist of the HC3232 Series, HC3234 Series, and the HC3238 Series.

Pictured at right, for example, is the model C HC S 3234-R Full Glass Door. The CAMEO acrylic bubble is utilized on one portion of the door in combination with either a solid panel, a full glass panel, or a duo panel option. The Larsen-Loc feature may also be added.

To specify the CAMEO Fire Hose Cabinet, add the prefix "C" to the appropriate cabinet model number, and include a description of any additional desired features. Please consult the factory information or assistance which the specific nature of your project may require.

